



swallowtail
AT BLUEWATTLE




STAGE 3

Stage Area 2.93 ha

LOT TYPE ALLOTMENTS

 Traditional	13
 Premium Courtyard	7
 Courtyard	11
Total Residential	31

LEGEND

-  Building Setback
-  Denotes Close to Boundary (minimum 1.0 setback to wall and minimum 0.2m setback to outermost projection)
-  2.5m wide pedestrian and cycle path



1800 250 250
bluewattle.com.au

Disclaimer.. Knight Frank and DHA do not guarantee, warrant or represent that the information contained in this advertising and marketing material is correct. Any interested parties should make their own enquiries as to the accuracy of the information. All stages and allotments are subject to Council approval and are indicative only. March 2015. E21582

